

Chapter 2 Lecture Notes: Atoms

Educational Goals

1. Describe the subatomic structure of an atom.
2. Define the terms **element** and **atomic symbol**.
3. Understand how elements are arranged in the periodic table based on the number of protons they contain.
4. Understand how **atomic number** and **mass number** are used to indicate details of an atom's nucleus.
5. Know how **isotopes** of an element differ from one another.
6. Define the term **mole** and describe the relationship between **moles** and **molar mass**.
7. Given the **molar mass** of an element, convert between number of atoms, number of moles, and mass (grams).

An Introduction to Atoms

Matter (stuff) is made of _____.

Model of the Atom

Check your current model: Draw a carbon atom.

Atoms are made of _____ *particles*.

There are *three* types of subatomic particles that will make up our atomic model:

1. _____
2. _____
3. _____

Protons and neutrons are compacted together in what we call the _____ of an atom. Electrons are distributed in space around the nucleus.

- They are moving very fast in a volume surrounding the nucleus.

Atoms are mostly empty space.

Electrical Charge

There are a few fundamental properties of nature.

- Examples: Gravity, magnetism, and mass.

Another fundamental property in nature is _____.

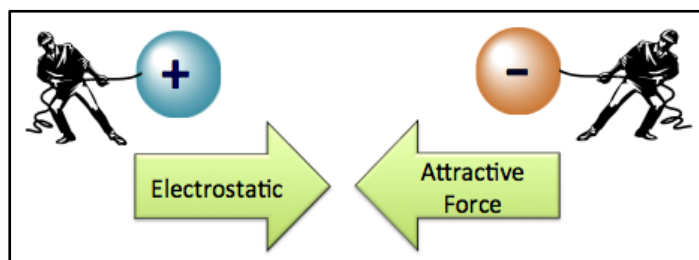
Particles *may or may not* have electrical charge.

There are two types of electrical charge; we arbitrarily call one type _____ and the other type _____.

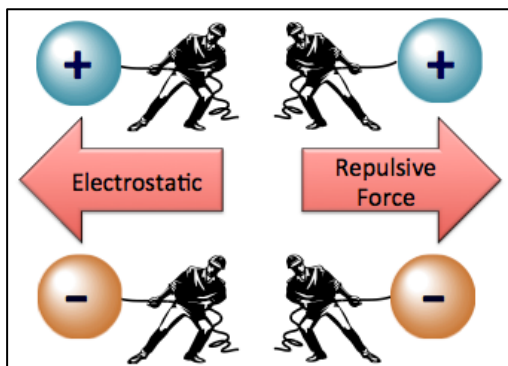
Every thing we discuss in this course ultimately occurs because of the interaction of these two types of charges.

Particles with *opposite charges attract* each other.

The natural attraction is called _____ force.



Oppositely charged particles will accelerate **toward** one another if not held apart.



Particles with *like charges repel* each other.

The natural repulsion is called _____ force.

Like charged particles will accelerate **away** from one another if not held together.

Subatomic Particles

1) Protons

Protons are _____ *charged* particles located in the _____ of an atom.

The number of protons a particular atom contains determines that atom's identity.

- For example, any atom that contains just **one proton** is called *hydrogen*. An atom with **two protons** is called *helium*. An atom with **six protons** is called *carbon*.

Historically, matter with different numbers of protons, such as hydrogen, helium, and carbon were called the _____.

There are 92 elements that occur in nature. About 25 others have been man-made by slamming two atoms together causing their nuclei to combine, however these new atoms do not last long (fractions of a second up to one year), they break apart into smaller atoms.

A modern periodic table of the elements is shown on the next page.

- You can download a copy of this periodic table at:
<http://www.zovallearning.com/GOBlinks/ch2/periodictablezovalbasic.pdf>

Note that each element is represented by its **atomic** _____ (a one- or two-letter name abbreviation) and occupies a box in the table.

Above each element's symbol is the _____.

The **atomic number** tells us the _____ *of* _____ in an atom of that particular element.

- Example: Look at carbon, symbol C, atomic number 6. Carbon has an atomic number of *six* because an atom with six protons is called carbon. If it had *seven* protons, it would not be carbon - it would be nitrogen and have an atomic number of 7.
- Atomic number can be abbreviated using "**Z**."
 - For example, with carbon, **Z** = 6, with hydrogen, **Z** = 1.
- Elements are ordered in the periodic table by *increasing* atomic number.

2) Electrons

Electrons are *negatively charged* subatomic particles.

They are light-weight particles that move extremely fast.

- For the remainder of chapter 2 we can visualize the electrons as bees flying around a beehive (the bee hive represents the nucleus). In chapter 3 you will learn more details about the regions around the nucleus that the electrons can occupy.
- Electrons are very light compared to protons and neutrons.
- Protons and neutrons are about 2000 times **heavier** than electrons and therefore compose most of an atom's mass.

3) Neutrons

Neutrons are located in the _____ (with the protons).

Neutrons **do not** have electrical charge; we say they are *electrically* _____.

The names, charges, and symbols for the three types of subatomic particles are shown below:

SUBATOMIC PARTICLE	SYMBOL	CHARGE
PROTON	<i>p</i>	positive (1+)
NEUTRON	<i>n</i>	none
ELECTRON	<i>e</i> or <i>e⁻</i>	negative (1-)

How many neutrons are in an atom?

We *cannot determine* the number of neutrons in an atom based on the number of protons.

- This is because atoms of a particular element *do not all have the same number of neutrons*.

Example: Some carbon atoms have *six neutrons*, some have *seven neutrons*, and some have *eight neutrons*.

- These three different forms of carbon are called _____ of carbon.

Isotopes are defined as atoms with the *same* number of protons (same element), but a *different* number of neutrons.

You learned that an atom's "*atomic number (Z)*" is the *number of protons* it contains.

When considering the number of neutrons in an isotope of a particular atom, it is useful to learn a new term called "**mass number**."

The _____ of an atom is defined as *the number of protons plus the number of neutrons*.

$$\text{mass number} = \text{number of protons} + \text{number of neutrons}$$

Mass number can be abbreviated using "A."

	SYMBOL	DEFINITION
ATOMIC NUMBER	Z	number of protons
MASS NUMBER	A	number of protons + number of neutrons

Example: How many neutrons are in a sodium (Na) atom that has a *mass number* of 23?

Take notes here:

Understanding Check: How many neutrons are in a **carbon (C)** atom that has a *mass number* of 14?

You will often see one of two "shorthand notation" methods used to differentiate the various isotopes:

Method 1: Write the *element symbol*, a dash, then the *mass number (A)*

Let's use our three isotopes of carbon for examples:

NUMBER OF NEUTRONS IN THE CARBON ATOM	SHORTHAND NOTATION
6	C-12
7	C-13
8	C-14

Method 2: Write the *element symbol*, we superscript the *mass number (A)* to the left of the symbol.

NUMBER OF NEUTRONS IN THE CARBON ATOM	SHORTHAND NOTATION
6	¹² C
7	¹³ C
8	¹⁴ C

- Although redundant, sometimes the atomic number (Z) is also subscripted to the left of the symbol.
 - For example:



Understanding Check: Fill in the blanks for the following isotopes:

- a. ^{14}N number of protons ___ number of neutrons ___ atomic number ___ mass number ___
 b. ^{15}N number of protons ___ number of neutrons ___ atomic number ___ mass number ___
 c. ^{42}Ca number of protons ___ number of neutrons ___ atomic number ___ mass number ___
 d. ^1H number of protons ___ number of neutrons ___ atomic number ___ mass number ___

Atoms are *electrically neutral*; their **total charge** is equal to **zero**.

- They have the same number of electrons (-) as protons (+), so the positive and negative charges add up to zero (cancel).

The Mole

Atoms are so tiny and small in mass that it is more convenient to do calculations with a large number of atoms

- Just like bakers and chefs use eggs by the dozen, chemists use atoms and molecules by the mole.
 - A _____ is a counting unit used for atoms and molecules.
 - A _____ is any term that refers to a specific number of things.
 - a couple = 2 items (e.g. people)
 - a dozen = 12 items (e.g. eggs, donuts)
 - a mole = 6.022×10^{23} (e.g. atoms, molecules)

The Chemist's Mole

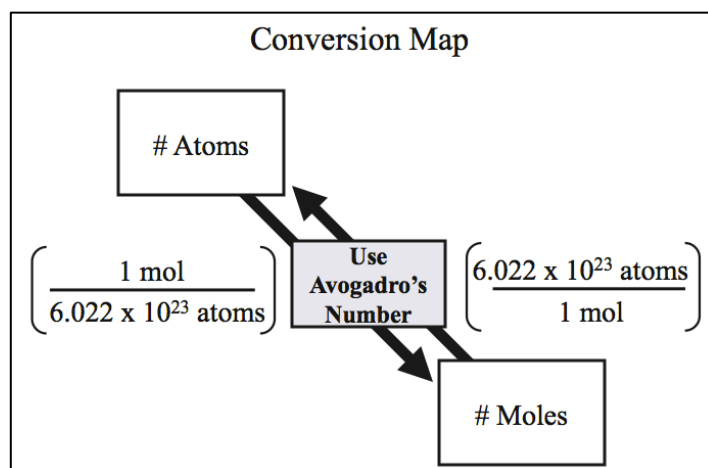
- **One mole** of anything represents 6.022×10^{23} of the things.
- This is referred to as **Avogadro's number**.
- 1 mole = 6.022×10^{23}

Understanding Check: How many atoms are in **1 mole** of helium (He)? _____

Because the mole is the standard counting unit used to indicate the number of atoms present in a sample, it is useful to **convert** back and forth from *moles* to *atoms*.

- Use our *conversion factor* method.
- The *relationship* between # of atoms and moles is:
 - 1 mole = 6.022×10^{23}

$$\left(\frac{1 \text{ mol}}{6.022 \times 10^{23} \text{ atoms}} \right) \begin{matrix} \leftarrow \\ \rightarrow \end{matrix} \text{Conversion Factors} \begin{matrix} \leftarrow \\ \rightarrow \end{matrix} \left(\frac{6.022 \times 10^{23} \text{ atoms}}{1 \text{ mol}} \right)$$



Example: How many carbon atoms are there in 0.100 mole of carbon?

Take notes here:

You try one: How many moles are 2.9×10^{12} F atoms?

The Mole and Mass

- The _____ of an element is equivalent to the mass (in grams) of one mole of the element.
- Molar mass is given in the *periodic table* _____ the symbol of the element.
 - Molar mass units: _____
 - Example: Carbon – molar mass is _____
 - Another example:
 - 1 mole of argon (Ar) = 39.95 g
 - Molar mass of argon is 39.95 g/mole

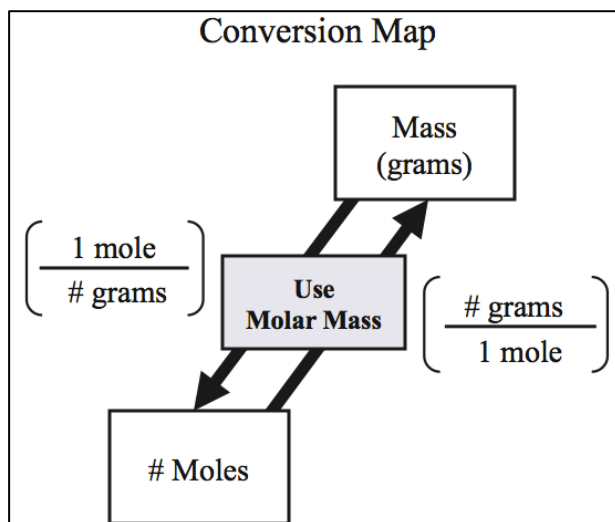
Understanding Check:

1 mole of C = _____ grams of carbon (C) = _____ atoms of C

1 mole of Al = _____ grams of aluminum (Al) = _____ atoms of Al

Because the molar mass gives us the _____ between the number of moles and the mass of an element, it can be used to _____ back and forth between moles and mass (in grams).

- Use our conversion factor method



Example: **Carbon**

- The relationship between # of moles of carbon and grams of carbon is:
 - 1 mole Carbon = 12.01 g
- This can be written as conversion factors:

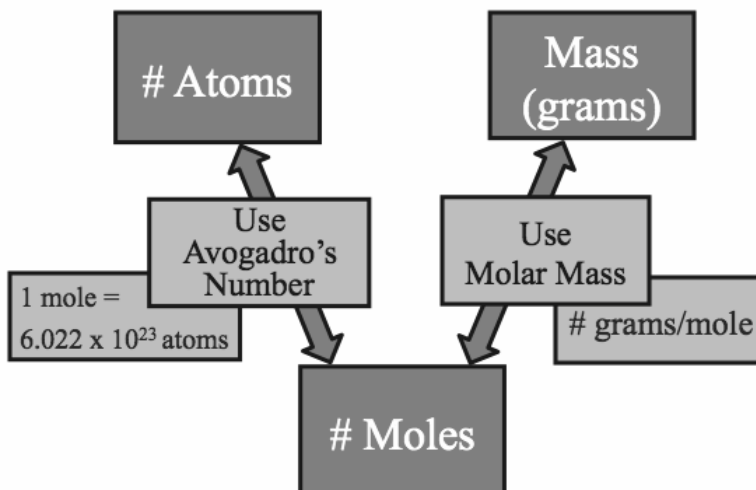
$$\left(\frac{1 \text{ mole C}}{12.01 \text{ grams C}} \right) \begin{array}{c} \text{Conversion} \\ \text{Factors} \end{array} \left(\frac{12.01 \text{ grams C}}{1 \text{ mole C}} \right)$$

Example Problem: What is the mass of 0.770 moles of carbon?

Take notes here:

You try one: How many moles are there in 50.0 g of lead?

Converting Between the Number of Atoms and Grams



Example: (atoms to grams) What is the mass of 2.50×10^{21} Lead (Pb) atoms?

Take notes here:

You try one: (grams to atoms) Compute the number atoms in 10.0 g of Aluminum (Al)?

The Periodic Table

As we continue to build our model of atoms and matter in later chapters, we will gain more understanding of why the elements are arranged as they are in the periodic table and how the periodic table can be very useful in predicting the chemical and physical properties of matter.

Classification of Elements Based on Electrical and Heat Conduction

CATEGORY	PROPERTIES
Metals	<ul style="list-style-type: none"> •Good conductors of heat and electricity •Ductile (can be pulled into wires and pounded flat) •Have a luster
Nonmetals	<ul style="list-style-type: none"> •Poor conductors of heat and electricity •Brittle (break or shatter if bent or hammered)
Metalloids (sometimes called Semimetals)	Intermediate conductors of heat and electricity

1											2						
H											He						
3 Li	4 Be											5 B	6 C	7 N	8 O	9 F	10 Ne
11 Na	12 Mg											13 Al	14 Si	15 P	16 S	17 Cl	18 Ar
19 K	20 Ca	21 Sc	22 Ti	23 V	24 Cr	25 Mn	26 Fe	27 Co	28 Ni	29 Cu	30 Zn	31 Ga	32 Ge	33 As	34 Se	35 Br	36 Kr
37 Rb	38 Sr	39 Y	40 Zr	41 Nb	42 Mo	43 Tc	44 Ru	45 Rh	46 Pd	47 Ag	48 Cd	49 In	50 Sn	51 Sb	52 Te	53 I	54 Xe
55 Cs	56 Ba	57 La	72 Hf	73 Ta	74 W	75 Re	76 Os	77 Ir	78 Pt	79 Au	80 Hg	81 Tl	82 Pb	83 Bi	84 Po	85 At	86 Rn
87 Fr	88 Ra	89 Ac	104 Rf	105 Db	106 Sg	107 Bh	108 Hs	109 Mt									
			58 Ce	59 Pr	60 Nd	61 Pm	62 Sm	63 Eu	64 Gd	65 Tb	66 Dy	67 Ho	68 Er	69 Tm	70 Yb	71 Lu	
			90 Th	91 Pa	92 U	93 Np	94 Pu	95 Am	96 Cm	97 Bk	98 Cf	99 Es	100 Fm	101 Md	102 No	103 Lr	

